



# Illawarra Fly Early Stage 1 Workbook

NAME:

ILLAWARRA

FFLY

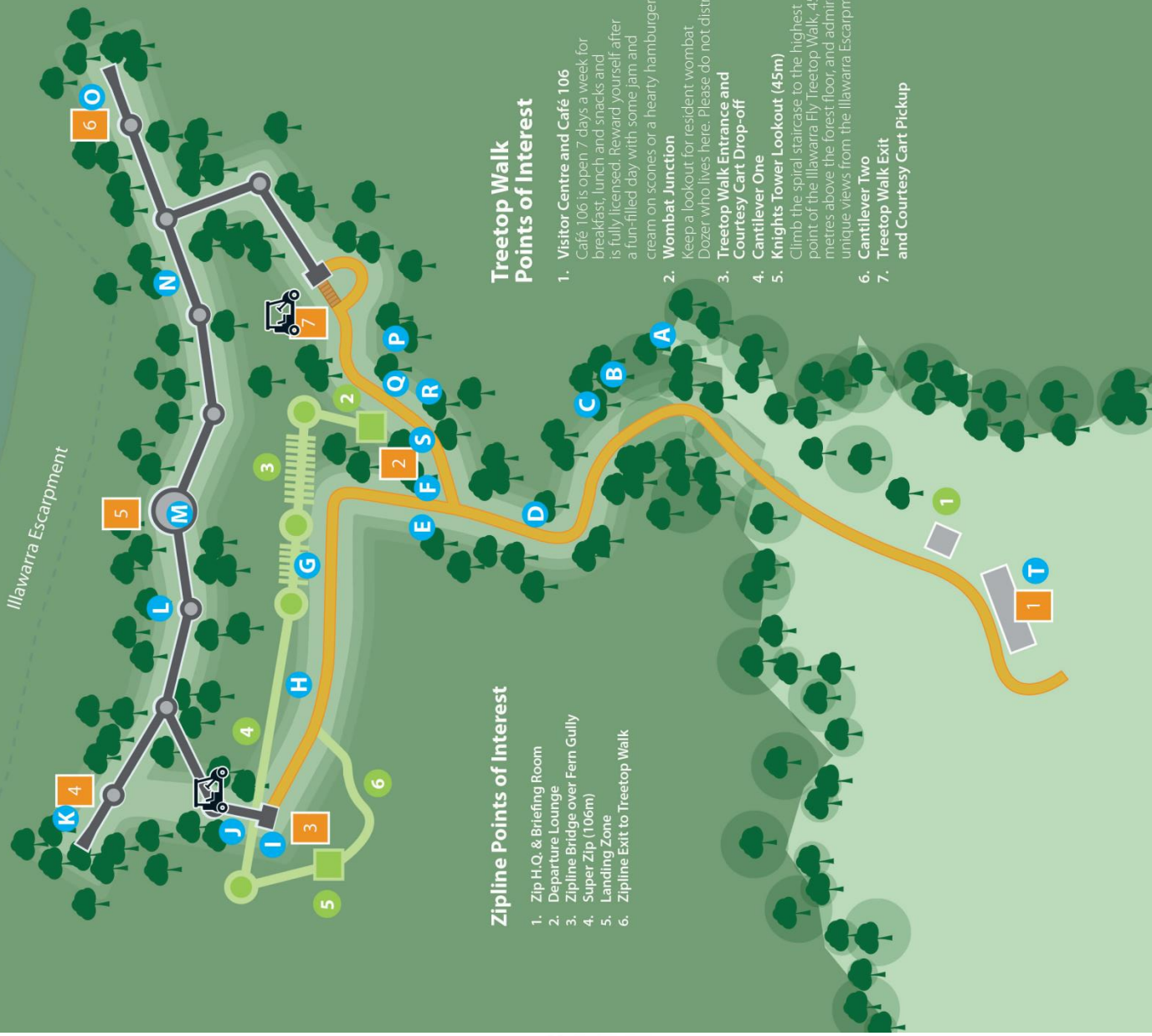
Treetop Adventures

# ILLAWARRA FLY EDUCATION PROGRAM



## Education Points of Interest

- |   |                             |   |                                 |
|---|-----------------------------|---|---------------------------------|
| A | Rainforest Giants           | K | Cantilever One                  |
| B | Fern Growth                 | L | Birds Loud and Shy              |
| C | Tree or Fern?               | M | Knights Tower                   |
| D | Creatures Everywhere        | N | High-rise Housing in the Forest |
| E | Rice in Life                | O | Cantilever Two                  |
| F | Dozer's Burrow              | P | End of the Treetop Walk         |
| G | Layer Upon Layer            | Q | The Crimson Rosella             |
| H | The Copperhead              | R | The Ultimate Compost            |
| I | Welcome to the Treetop Walk | S | Vines, Creepers and Climbers    |
| J | Zipline Cloud Station Four  | T | Debrief Time                    |



## Zipline Points of Interest

1. Zip H.Q. & Briefing Room
2. Departure Lounge
3. Zipline Bridge over Fern Gully
4. Super Zip (106m)
5. Landing Zone
6. Zipline Exit to Treetop Walk

## Treetop Walk Points of Interest

1. **Visitor Centre and Café 106**  
Café 106 is open 7 days a week for breakfast, lunch and snacks and is fully licensed. Reward yourself after a fun-filled day with some jam and cream on scones or a hearty hamburger.
2. **Wombat Junction**  
Keep a lookout for resident wombat Dozer who lives here. Please do not disturb.
3. **Treetop Walk Entrance and Courtesy Cart Drop-off**
4. **Cantilever One**
5. **Knights Tower Lookout (45m)**  
Climb the spiral staircase to the highest point of the Illawarra Fly Treetop Walk, 45 metres above the forest floor, and admire the unique views from the Illawarra Escarpment.
6. **Cantilever Two**
7. **Treetop Walk Exit and Courtesy Cart Pickup**

# WHO LIVES HERE?

WHAT ARE 3 ANIMALS THAT LIVE IN A  
RAINFOREST?



---

---

---

# WHERE AM I NOW?

MARK ON THE MAP WITH AN X WHERE YOU ARE NOW

## ILLAWARRA FLY EDUCATION PROGRAM

**ILLAWARRA FLY TRICESTOP ADVENTURES**



**Education Points of Interest**

A	Rainforest Giants	K	Cantilever One
B	Tree of Life	L	Birds Laid and Shy
C	Tree of Fern?	M	Knights Tower
D	Creatures Everywhere	N	High-rise Housing in the Forest
E	Rice in Life	O	Cantilever Two
F	Dog's Burrow	P	End of the Treetop Walk
G	Layer Upon Layer	Q	The Crimson Roadside
H	The Copperhead	R	The Treetop
I	Tricestop Walk	S	Vines, Crawlers and Climbers
J	Zipline, Chord Station Four	T	Debut Time

**Zipline Points of Interest**

- Zip H.O. & Briefing Room
- Departure Lounge
- Zipline Bridge over Fern Gully
- Super Zip (106m)
- Landing Zone
- Zipline Exit to Treetop Walk



**Treetop Walk Points of Interest**

- Visitor Centre and Café 106  
The Visitor Centre and Café is open for breakfast, lunch and afternoon tea. It is fully licensed. Reward yourself after a fun-filled day with some jam and cream on scones or a hearty hamburger.
- Wombats Junction**  
Meet resident wombat Dozer who lives here. Please do not disturb.
- Treetop Walk Entrance and Courtesy Cart Drop-off**
- Cantilever One**  
Climb the iconic cantilever to the highest point of the Illawarra Fly Treetop Walk, 45 metres above the forest floor, and admire the incredible views from the Illawarra Escarpment.
- Cantilever Two**
- Treetop Walk Exit and Courtesy Cart Pickup**

# WHICH ANIMALS LIVE IN A BURROW?


CIRCLE 2 ANIMALS THAT WOULD LIVE IN A BURROW



# HOW LONG IS THE ZIPLINE?

THIS ZIPLINE CABLE IS \_\_\_ METRES LONG.

THAT IS LONGER THAN A SOCCER FIELD!



# HOW MUCH CAN I HOLD?

THIS CANTILEVER CAN HOLD \_\_\_ WOMBATS.  
THAT IS 28 TONNES.



# BIRD WATCHING

WHAT ARE 3 BIRDS YOU MIGHT SEE IN AND AROUND THE RAINFOREST?



---

---

---




# HOW MANY STEPS?

THE KNIGHTS TOWER HAS \_\_\_ STEPS.



# WHICH IS BIGGER?

COLOUR IN WHICH YOU THINK IS BIGGER. LAKE ILLAWARRA OR THE OCEAN.



# NOCTURNAL- ANIMALS THAT COME OUT AT NIGHT

WHAT ARE 3 ANIMALS THAT PREFER TO COME OUT AT NIGHT?



---

---

---

---

# WHERE AM I NOW?

-MARK ON THE MAP BELOW WITH AN X WHERE YOU ARE.

## ILLAWARRA FLY EDUCATION PROGRAM



**Education Points of Interest**

- A Rainforest Giants
- B Fern Growth
- C Tree of Fern?
- D Creatures Everywhere
- E Doves Burrow
- F Doves Burrow
- G Layer Upon Layer
- H The Copperhead
- I Welcome to the Treetop Walk
- J Zipline Cloud Station Four
- K Cantilever One
- L Knights Tower and Sky
- M High-rise Hoisting in the Forest
- N Cantilever Two
- O The Ultimate Compost
- P The Crimson Rosella
- Q Vines, Creepers and Climbers
- R Debrief Time



*Illawarra Escarpment*

**Zipline Points of Interest**


1. Zip 1, G, & Briefing Room
2. Zipline Bridge over Fern Gully
3. Super Zip (1.05km)
4. Landing Zone
5. Zipline Exit to Treetop Walk

**Treetop Walk Points of Interest**

1. Visitor Centre and Cafe 106  
Cafe 106 is open 7 days a week for all ages. It's a fun-filled day with some jam and cream on scones or a hearty hamburger.
2. Wombat Junction  
Keep a lookout for resident wombat. They are shy and do not disturb.
3. Treetop Walk Entrance and Courtesy Cart Drop-off
4. Cantilever One
5. Knights Tower Lookout (45m)  
Climb the spiral staircase to the highest point of the tower. The views are unique above the forest floor and admire the unique views from the Illawarra Escarpment.
6. Cantilever Two
7. Treetop Walk Exit and Courtesy Cart Pickup

# WHAT WAS MY FAVOURITE PART OF THE TOUR?

DRAW A PICTURE OF WHAT YOUR FAVOURITE PART OF THE TREETOP WALK WAS.

A large, empty rectangular box with a black border, intended for a drawing. The box is positioned below the text and occupies the lower half of the page.